


ANNUAL REPORT OF EXAMINATIONS FOR A.Y.: 2019-20

of

Lakireddy Bali Reddy College of Engineering
(Autonomous)

Mylavaram – 521230



Annual Report of Examinations for 2019-20

I. Students performance in the semester End examinations:

a) In the Odd semester examinations total 3824 students appeared for the examination of UG & PG under Autonomous out of 3824, 3053 students passed in the Odd semester Examinations. The overall percentage is **79.83**

B.Tech. I Sem (2019 Batch.)

Examination Starting Date : 20-01-2020 Examination Ending Date : 31-01-2020 Results Declaration Date: 06-02-2020

S. No.	Branch	Appeared	Passed	% of Pass
1.	Aerospace Engineering	47	36	76.60
2.	Civil Engineering	60	37	61.67
3.	Computer Science and Engineering	193	182	94.30
4.	Electronics and Communication Engineering	193	168	87.05
5.	Electrical and Electronics Engineering	105	79	75.24
6.	Electronics and Instrumentation Engineering	23	6	26.09
7.	Information Technology	128	107	83.59
8.	Mechanical Engineering	134	89	66.42
Overall		883	704	79.73

B.Tech. III Sem (2018 Batch.)

Examination Starting Date : 01-11-2019 Examination Ending Date : 15-11-2019 Results Declaration Date: 28-11-2019

S. No.	Branch	Appeared	Passed	% of Pass
1.	Aerospace Engineering	57	39	68.42
2.	Civil Engineering	65	41	63.08
3.	Computer Science and Engineering	130	105	80.77
4.	Electronics and Communication Engineering	198	143	72.22
5.	Electrical and Electronics Engineering	121	88	72.73
6.	Electronics and Instrumentation Engineering	57	43	75.44
7.	Information Technology	63	38	60.32
8.	Mechanical Engineering	178	129	72.47
Overall		869	626	72.04

B.Tech. V Sem (2017 Batch.)

Examination Starting Date : 02-11-2019 Examination Ending Date : 19-11-2019 Results Declaration Date: 30-11-2019

S. No.	Branch	Appeared	Passed	% of Pass
1.	Aerospace Engineering	46	31	67.39
2.	Civil Engineering	64	42	65.63
3.	Computer Science and Engineering	127	110	86.61
4.	Electronics and Communication Engineering	208	190	91.35
5.	Electrical and Electronics Engineering	139	102	73.38
6.	Electronics and Instrumentation Engineering	48	34	70.83
7.	Information Technology	59	39	66.10
8.	Mechanical Engineering	194	131	67.53
Overall		885	679	76.72

B.Tech. VII Sem (2016 Batch.)

Examination Starting Date : 04-11-2019 Examination Ending Date : 15-11-2019 Results Declaration Date: 02-12-2019

S. No.	Branch	Appeared	Passed	% of Pass
1.	Aerospace Engineering	41	30	73.17
2.	Civil Engineering	65	49	75.38
3.	Computer Science and Engineering	128	116	90.63
4.	Electronics and Communication Engineering	212	191	90.09
5.	Electrical and Electronics Engineering	132	118	89.39
6.	Electronics and Instrumentation Engineering	39	26	66.67
7.	Information Technology	60	55	91.67
8.	Mechanical Engineering	195	160	82.05
Overall		872	745	85.44

M.B.A.I Sem. (2019 Batch.)

Examination Starting Date : 27-01-2020 Examination Ending Date : 07-02-2020 Results Declaration Date: 11-02-2020

S.No.	Branch	Appeared	Passed	% of Pass
1	Master of Business Administration	96	95	98.96

M.B.A. III Sem. (2018 Batch.)

Examination Starting Date : 05-11-2019 Examination Ending Date : 25-11-2019 Results Declaration Date: 10-12-2019

S.No.	Branch	Appeared	Passed	% of Pass
1	Master of Business Administration	112	108	96.43

M.C.A. III Sem. (2018 Batch.)

Examination Starting Date : 05-11-2019 Examination Ending Date : 19-11-2019 Results Declaration Date: 10-12-2019

S.No.	Branch	Appeared	Passed	% of Pass
1	Master of Computer Application	44	38	86.36

M.C.A. V Sem. (2017 Batch.)

Examination Starting Date : 04-11-2019 Examination Ending Date : 13-11-2019 Results Declaration Date: 10-12-2019

S.No.	Branch	Appeared	Passed	% of Pass
1	Master of Computer Application	56	52	92.86

M.Tech. I Sem. (2019 Batch.)

Examination Starting Date : 10-02-2020 Examination Ending Date : 22-02-2020 Results Declaration Date: 02-03-2020

S.No.	Branch	Appeared	Passed	% of Pass
1	Computer Science and Engineering (CSE)	2	2	100
2	VLSI and Embedded Systems (ECE)	1	1	100
3	Power Electronics and Drives (EEE)	3	2	66.67
4	Thermal Engineering (ME)	1	1	100
Overall		7	6	85.71

b) In the Even semester examinations total 3745 students appeared for the examination of UG & PG under Autonomous out of 3745, 2986 students passed in the Even semester Examinations. The overall percentage is **79.73**.

B.Tech. II Sem (2019 Batch.)

Examination Starting Date : 07-12-2020 Examination Ending Date : 16-12-2020 Results Declaration Date: 28-12-2020

S. No.	Branch	Appeared	Passed	% of Pass
1.	Aerospace Engineering	47	36	76.60
2.	Civil Engineering	60	32	53.33
3.	Computer Science and Engineering	192	176	91.67
4.	Electronics and Communication Engineering	192	169	88.02
5.	Electrical and Electronics Engineering	103	67	65.05
6.	Electronics and Instrumentation Engineering	21	8	38.10
7.	Information Technology	128	106	82.81
8.	Mechanical Engineering	134	75	55.97
Overall		877	669	76.28

B.Tech. IV Sem (2018 Batch.)

Examination Starting Date : 27-10-20 Examination Ending Date : 12-11-2020 Results Declaration Date: 25-11-2020

S. No.	Branch	Appeared	Passed	% of Pass
1.	Aerospace Engineering	58	46	79.31
2.	Civil Engineering	63	35	55.56
3.	Computer Science and Engineering	130	95	73.08
4.	Electronics and Communication Engineering	199	164	82.41
5.	Electrical and Electronics Engineering	122	89	72.95
6.	Electronics and Instrumentation Engineering	57	29	50.88
7.	Information Technology	63	52	82.54
8.	Mechanical Engineering	178	126	70.79
Overall		870	636	73.10

B.Tech. VI Sem (2017 Batch.)

Examination Starting Date : 28-10-2020 Examination Ending Date : 13-11-2020 Results Declaration Date: 27-11-2020

S. No.	Branch	Appeared	Passed	% of Pass
1.	Aerospace Engineering	43	28	65.12
2.	Civil Engineering	61	37	60.66
3.	Computer Science and Engineering	125	86	68.80
4.	Electronics and Communication Engineering	208	160	76.92
5.	Electrical and Electronics Engineering	136	97	71.32
6.	Electronics and Instrumentation Engineering	48	35	72.92
7.	Information Technology	59	40	67.80
8.	Mechanical Engineering	192	126	65.63
Overall		872	609	69.84

B.Tech. VIII Sem (2016 Batch.)

Examination Starting Date : 12-09-2020 Examination Ending Date : 19-09-2020 Results Declaration Date: 01-10-2020

S. No.	Branch	Appeared	Passed	% of Pass
1.	Aerospace Engineering	41	40	97.56
2.	Civil Engineering	60	57	95.00
3.	Computer Science and Engineering	127	123	96.85
4.	Electronics and Communication Engineering	212	203	95.75
5.	Electrical and Electronics Engineering	133	122	91.73
6.	Electronics and Instrumentation Engineering	39	36	92.31
7.	Information Technology	61	56	91.80
8.	Mechanical Engineering	194	187	96.39
Overall		867	824	95.04

M.B.A. II Sem. (2019 Batch.)

Examination Starting Date : 09-11-2020 Examination Ending Date : 20-11-2020 Results Declaration Date: 03-12-2020

S.No.	Branch	Appeared	Passed	% of Pass
1	Master of Business Administration	96	93	96.88

M.B.A. IV Sem. (2018 Batch.)

Examination Starting Date : 12-09-2020 Examination Ending Date : 30-09-2020 Results Declaration Date: 12-10-2020

S.No.	Branch	Appeared	Passed	% of Pass
1	Master of Business Administration	112	111	99.11

M.C.A. IV Sem. (2018 Batch.)

Examination Starting Date : 12-10-2020 Examination Ending Date : 21-10-2020 Results Declaration Date: 02-11-2020

S.No.	Branch	Appeared	Passed	% of Pass
1	Master of Computer Application	44	37	84.09

M.Tech. II Sem. (2019 Batch)

Examination Starting Date : 09-11-2020 Examination Ending Date : 20-11-2020 Results Declaration Date: 28-11-2020

S.No.	Branch	Appeared	Passed	% of Pass
1	Computer Science and Engineering (CSE)	2	2	100
2	VLSI and Embedded Systems (ECE)	1	1	100
3	Power Electronics and Drives (EEE)	3	3	100
4	Thermal Engineering (ME)	1	1	100
Overall		7	7	100

Yuvraj
K. Pavani

A. Kulkarni


CONTROLLER OF EXAMINATIONS

ANNUAL REPORT OF EXAMINATIONS FOR A.Y.: 2018-19

of

Lakireddy Bali Reddy College of Engineering
(Autonomous)

Mylavaram – 521230



Annual Report of Examinations for 2018-19

I. Students performance in the semester End examinations:

a) In the Odd semester examinations total 3794 students appeared for the examination of UG & PG under Autonomous out of 3794, 2837 students passed in the Odd semester Examinations. The overall percentage is **74.77**.

B.Tech. I Sem (2018 Batch.)

Examination Starting Date : 27-11-2018 Examination Ending Date : 10-12-2018 Results Declaration Date: 24-12-2018

S. No.	Branch	Appeared	Passed	% of Pass
1.	Aerospace Engineering	53	31	58.49
2.	Civil Engineering	43	23	53.49
3.	Computer Science and Engineering	118	96	81.36
4.	Electronics and Communication Engineering	177	152	85.88
5.	Electrical and Electronics Engineering	103	57	55.34
6.	Electronics and Instrumentation Engineering	38	22	57.89
7.	Information Technology	59	53	89.83
8.	Mechanical Engineering	162	83	51.23
Overall		753	517	68.66

B.Tech. III Sem (2017 Batch.)

Examination Starting Date : 31-10-2018 Examination Ending Date : 16-11-2018 Results Declaration Date: 01-12-2018

S. No.	Branch	Appeared	Passed	% of Pass
1.	Aerospace Engineering	49	25	51.02
2.	Civil Engineering	68	40	58.82
3.	Computer Science and Engineering	132	108	81.82
4.	Electronics and Communication Engineering	212	181	85.38
5.	Electrical and Electronics Engineering	141	90	63.83
6.	Electronics and Instrumentation Engineering	49	41	83.67
7.	Information Technology	61	41	67.21
8.	Mechanical Engineering	198	127	64.14
Overall		910	653	71.76

B.Tech. V Sem (2016 Batch.)

Examination Starting Date : 30-10-2018 Examination Ending Date : 13-11-2018 Results Declaration Date: 27-11-2018

S. No.	Branch	Appeared	Passed	% of Pass
1.	Aerospace Engineering	44	25	56.82
2.	Civil Engineering	66	45	68.18
3.	Computer Science and Engineering	129	90	69.77
4.	Electronics and Communication Engineering	212	165	77.83
5.	Electrical and Electronics Engineering	136	66	48.89
6.	Electronics and Instrumentation Engineering	39	28	71.79
7.	Information Technology	59	46	77.97
8.	Mechanical Engineering	198	122	61.61
Overall		882	587	66.55

B.Tech. VII Sem (2015 Batch.)

Examination Starting Date : 22-11-2018 Examination Ending Date : 05-12-2018 Results Declaration Date: 15-12-2018

S. No.	Branch	Appeared	Passed	% of Pass
1.	Aerospace Engineering	57	32	56.14
2.	Civil Engineering	64	62	96.88
3.	Computer Science and Engineering	142	124	87.32
4.	Electronics and Communication Engineering	215	206	95.81
5.	Electrical and Electronics Engineering	125	84	67.20
6.	Electronics and Instrumentation Engineering	68	55	80.88
7.	Information Technology	58	38	65.52
8.	Mechanical Engineering	138	124	89.86
Overall		867	725	83.62

M.B.A.I Sem. (2018 Batch.)

Examination Starting Date : 17-12-2018 Examination Ending Date : 31-12-2018 Results Declaration Date: 03-01-2019

S.No.	Branch	Appeared	Passed	% of Pass
1	Master of Business Administration	116	109	93.97

M.C.A. I Sem. (2018 Batch.)

Examination Starting Date : 17-12-2018 Examination Ending Date : 31-12-2018 Results Declaration Date: 09-01-2019

S.No.	Branch	Appeared	Passed	% of Pass
1	Master of Computer Application	11	7	63.64

M.B.A. III Sem. (2017 Batch.)

Examination Starting Date : 05-11-2018 Examination Ending Date : 24-11-2018 Results Declaration Date: 07-12-2018

S.No.	Branch	Appeared	Passed	% of Pass
1	Master of Business Administration	116	115	99.14

M.C.A. III Sem. (2017 Batch.)

Examination Starting Date : 31-10-2018 Examination Ending Date : 14-11-2018 Results Declaration Date: 04-12-2018

S.No.	Branch	Appeared	Passed	% of Pass
1	Master of Computer Application	59	51	86.44

M.C.A. V Sem. (2016 Batch.)

Examination Starting Date : 30-10-2018 Examination Ending Date : 09-11-2018 Results Declaration Date: 26-11-2018

S.No.	Branch	Appeared	Passed	% of Pass
1	Master of Computer Application	56	52	92.86

M.Tech. I Sem. (2018 Batch.)

Examination Starting Date : 31-12-2018 Examination Ending Date : 11-01-2019 Results Declaration Date: 25-01-2019

S.No.	Branch	Appeared	Passed	% of Pass
1	Computer Science and Engineering (CSE)	4	4	100
2	VLSI and Embedded Systems (ECE)	6	6	100
3	Power Electronics and Drives (EEE)	4	2	50.00
4	Thermal Engineering (ME)	10	9	90.00
Overall		24	21	87.50

b) In the Even semester examinations total 3710 students appeared for the examination of UG & PG under Autonomous out of 3710, 2885 students passed in the Even semester Examinations. The overall percentage is **77.76**.

B.Tech. II Sem (2018 Batch.)

Examination Starting Date : 08-05-2019 Examination Ending Date : 18-05-2019 Results Declaration Date: 31-05-2019

S. No.	Branch	Appeared	Passed	% of Pass
1.	Aerospace Engineering	52	36	69.23
2.	Civil Engineering	43	22	51.16
3.	Computer Science and Engineering	118	103	87.29
4.	Electronics and Communication Engineering	178	156	87.64
5.	Electrical and Electronics Engineering	103	59	57.28
6.	Electronics and Instrumentation Engineering	37	24	64.86
7.	Information Technology	59	47	79.66
8.	Mechanical Engineering	157	72	45.86
Overall		747	519	69.48

B.Tech. IV Sem (2017 Batch.)

Examination Starting Date : 23-04-2019 Examination Ending Date : 13-05-2019 Results Declaration Date: 27-05-2019

S. No.	Branch	Appeared	Passed	% of Pass
1.	Aerospace Engineering	48	29	60.42
2.	Civil Engineering	67	38	56.72
3.	Computer Science and Engineering	131	98	74.81
4.	Electronics and Communication Engineering	211	168	79.62
5.	Electrical and Electronics Engineering	140	90	64.29
6.	Electronics and Instrumentation Engineering	48	33	68.75
7.	Information Technology	59	38	64.41
8.	Mechanical Engineering	197	109	55.33
Overall		901	603	66.93

B.Tech. VI Sem (2016 Batch.)

Examination Starting Date : 22-04-2019 Examination Ending Date : 07-05-2019 Results Declaration Date: 21-05-2019

S. No.	Branch	Appeared	Passed	% of Pass
1.	Aerospace Engineering	42	30	71.43
2.	Civil Engineering	66	51	77.27
3.	Computer Science and Engineering	129	106	82.17
4.	Electronics and Communication Engineering	212	159	75.00
5.	Electrical and Electronics Engineering	135	73	54.07
6.	Electronics and Instrumentation Engineering	39	33	84.62
7.	Information Technology	60	40	66.67
8.	Mechanical Engineering	197	139	70.56
Overall		880	631	71.70

B.Tech. VIII Sem (2015 Batch.)

Examination Starting Date : 16-04-2019 Examination Ending Date : 25-04-2019 Results Declaration Date: 06-05-2019

S. No.	Branch	Appeared	Passed	% of Pass
1.	Aerospace Engineering	56	49	87.50
2.	Civil Engineering	64	62	96.88
3.	Computer Science and Engineering	141	139	98.58
4.	Electronics and Communication Engineering	215	197	91.63
5.	Electrical and Electronics Engineering	123	118	95.93
6.	Electronics and Instrumentation Engineering	68	64	94.12
7.	Information Technology	57	56	98.25
8.	Mechanical Engineering	138	131	94.93
Overall		862	816	94.66

M.B.A. II Sem. (2018 Batch.)

Examination Starting Date : 13-05-2019 Examination Ending Date : 24-05-2019 Results Declaration Date: 07-06-2019

S.No.	Branch	Appeared	Passed	% of Pass
1	Master of Business Administration	114	113	99.12

M.C.A. II Sem. (2018 Batch.)

Examination Starting Date : 13-05-2019 Examination Ending Date : 22-05-2019 Results Declaration Date: 06-06-2019

S.No.	Branch	Appeared	Passed	% of Pass
1	Master of Computer Application	10	10	100

M.B.A. IV Sem. (2017 Batch.)

Examination Starting Date : 16-04-2019 Examination Ending Date : 01-05-2019 Results Declaration Date: 11-05-2019

S.No.	Branch	Appeared	Passed	% of Pass
1	Master of Business Administration	116	116	100

M.C.A. IV Sem. (2017 Batch.)

Examination Starting Date : 16-04-2019 Examination Ending Date : 24-04-2019 Results Declaration Date: 13-05-2019

S.No.	Branch	Appeared	Passed	% of Pass
1	Master of Computer Application	56	55	98.21

M.Tech. II Sem. (2018 Batch)

Examination Starting Date : 17-06-2019 Examination Ending Date : 28-06-2019 Results Declaration Date: 11-07-2019

S.No.	Branch	Appeared	Passed	% of Pass
1	Computer Science and Engineering (CSE)	4	4	100
2	VLSI and Embedded Systems (ECE)	6	5	83.33
3	Power Electronics and Drives (EEE)	4	3	75.00
4	Thermal Engineering (ME)	10	10	100
Overall		24	22	91.67

Yuvraj
K. Parvati

A. S. Chandra


CONTROLLER OF EXAMINATIONS

ANNUAL REPORT OF EXAMINATIONS FOR A.Y.: 2017-18

of

Lakireddy Bali Reddy College of Engineering
(Autonomous)

Mylavaram – 521230



Annual Report of Examinations for 2017-18

I. Students performance in the semester End examinations:

a) In the Odd semester examinations total 3769 students appeared for the examination of UG & PG under Autonomous out of 3769, 2830 students passed in the Odd semester Examinations. The overall percentage is **75.08**.

B.Tech. I Sem (2017 Batch.)

Examination Starting Date : 30-11-2017 Examination Ending Date : 11-12-2017 Results Declaration Date: 29-12-2017

S. No.	Branch	Appeared	Passed	% of Pass
1.	Aerospace Engineering	42	20	47.62
2.	Civil Engineering	58	32	55.17
3.	Computer Science and Engineering	117	101	86.32
4.	Electronics and Communication Engineering	176	156	88.64
5.	Electrical and Electronics Engineering	114	96	84.21
6.	Electronics and Instrumentation Engineering	49	37	75.51
7.	Information Technology	60	48	80.0
8.	Mechanical Engineering	165	92	55.76
Overall		781	582	74.52

B.Tech. III Sem (2016 Batch.)

Examination Starting Date : 03-11-2017 Examination Ending Date : 17-11-2017 Results Declaration Date: 13-12-2017

S. No.	Branch	Appeared	Passed	% of Pass
1.	Aerospace Engineering	44	28	63.64
2.	Civil Engineering	68	44	64.71
3.	Computer Science and Engineering	129	98	75.97
4.	Electronics and Communication Engineering	213	172	80.75
5.	Electrical and Electronics Engineering	138	60	43.48
6.	Electronics and Instrumentation Engineering	40	16	40.00
7.	Information Technology	58	47	81.03
8.	Mechanical Engineering	198	124	62.63
Overall		888	589	66.33

B.Tech. V Sem (2015 Batch.)

Examination Starting Date : 04-11-2017 Examination Ending Date : 16-11-2017 Results Declaration Date: 30-11-2017

S. No.	Branch	Appeared	Passed	% of Pass
1.	Aerospace Engineering	57	31	54.39
2.	Civil Engineering	66	54	81.82
3.	Computer Science and Engineering	143	90	62.94
4.	Electronics and Communication Engineering	213	181	84.98
5.	Electrical and Electronics Engineering	124	87	70.16
6.	Electronics and Instrumentation Engineering	68	47	69.12
7.	Information Technology	60	34	56.67
8.	Mechanical Engineering	135	94	69.63
Overall		866	618	71.36

B.Tech. VII Sem (2014 Batch.)

Examination Starting Date : 23-11-2017 Examination Ending Date : 05-12-2017 Results Declaration Date: 23-12-2017

S. No.	Branch	Appeared	Passed	% of Pass
1.	Aerospace Engineering	45	30	66.67
2.	Civil Engineering	70	59	84.29
3.	Computer Science and Engineering	138	122	88.41
4.	Electronics and Communication Engineering	207	177	85.51
5.	Electrical and Electronics Engineering	136	89	65.44
6.	Electronics and Instrumentation Engineering	69	40	57.97
7.	Information Technology	55	44	80.00
8.	Mechanical Engineering	135	123	91.11
Overall		855	684	80.00

M.B.A.I Sem. (2017 Batch.)

Examination Starting Date : 11-12-2017 Examination Ending Date : 22-12-2017 Results Declaration Date: 30-12-2017

S.No.	Branch	Appeared	Passed	% of Pass
1	Master of Business Administration	117	114	97.44

M.C.A. I Sem. (2017 Batch.)

Examination Starting Date : 11-12-2017 Examination Ending Date : 22-12-2017 Results Declaration Date: 18-01-2018

S.No.	Branch	Appeared	Passed	% of Pass
1	Master of Computer Application	49	44	89.79

M.B.A. III Sem. (2016 Batch.)

Examination Starting Date : 13-11-2017 Examination Ending Date : 02-12-2017 Results Declaration Date: 14-12-2017

S.No.	Branch	Appeared	Passed	% of Pass
1	Master of Business Administration	101	97	96.04

M.C.A. III Sem. (2016 Batch.)

Examination Starting Date : 13-11-2017 Examination Ending Date : 24-11-2017 Results Declaration Date: 16-12-2017

S.No.	Branch	Appeared	Passed	% of Pass
1	Master of Computer Application	44	44	100

M.C.A. V Sem. (2015 Batch.)

Examination Starting Date : 04-11-2017 Examination Ending Date : 13-11-2017 Results Declaration Date: 14-12-2017

S.No.	Branch	Appeared	Passed	% of Pass
1	Master of Computer Application	36	36	100

M.Tech. I Sem. (2017 Batch.)

Examination Starting Date : 02-02-2018 Examination Ending Date : 16-02-2018 Results Declaration Date: 27-02-2018

S.No.	Branch	Appeared	Passed	% of Pass
1	Computer Science and Engineering (CSE)	5	5	100
2	VLSI and Embedded Systems (ECE)	10	7	70
3	Power Electronics and Drives (EEE)	3	0	0
4	Thermal Engineering (ME)	14	10	71.43
Overall		32	22	68.75

b) In the Even semester examinations total 3716 students appeared for the examination of UG & PG under Autonomous out of 3716, 2909 students passed in the Even semester Examinations. The overall percentage is **78.28**.

B.Tech. II Sem (2017 Batch.)

Examination Starting Date : 08-05-2018 Examination Ending Date : 16-05-2018 Results Declaration Date: 28-05-2018

S. No.	Branch	Appeared	Passed	% of Pass
1.	Aerospace Engineering	42	23	54.76
2.	Civil Engineering	58	33	56.90
3.	Computer Science and Engineering	118	97	82.20
4.	Electronics and Communication Engineering	174	142	81.61
5.	Electrical and Electronics Engineering	112	77	68.75
6.	Electronics and Instrumentation Engineering	49	33	67.35
7.	Information Technology	61	41	67.21
8.	Mechanical Engineering	163	91	55.83
Overall		777	537	69.11

B.Tech. IV Sem (2016 Batch.)

Examination Starting Date : 18-04-2018 Examination Ending Date : 04-05-2018 Results Declaration Date: 17-05-2018

S. No.	Branch	Appeared	Passed	% of Pass
1.	Aerospace Engineering	43	23	53.49
2.	Civil Engineering	67	42	62.69
3.	Computer Science and Engineering	129	104	80.62
4.	Electronics and Communication Engineering	212	135	63.68
5.	Electrical and Electronics Engineering	139	89	64.03
6.	Electronics and Instrumentation Engineering	41	30	73.17
7.	Information Technology	58	43	74.14
8.	Mechanical Engineering	198	139	70.20
Overall		887	605	68.21

B.Tech. VI Sem (2015 Batch.)

Examination Starting Date : 24-04-2018 Examination Ending Date : 07-05-2018 Results Declaration Date: 19-05-2018

S. No.	Branch	Appeared	Passed	% of Pass
1.	Aerospace Engineering	56	29	51.79
2.	Civil Engineering	64	60	93.75
3.	Computer Science and Engineering	142	120	84.51
4.	Electronics and Communication Engineering	213	178	83.57
5.	Electrical and Electronics Engineering	124	88	70.97
6.	Electronics and Instrumentation Engineering	68	46	67.65
7.	Information Technology	59	41	69.49
8.	Mechanical Engineering	135	97	71.85
Overall		861	659	76.54

B.Tech. VIII Sem (2014 Batch.)

Examination Starting Date : 17-04-2018 Examination Ending Date : 21-04-2018 Results Declaration Date: 28-04-2018

S. No.	Branch	Appeared	Passed	% of Pass
1.	Aerospace Engineering	44	42	95.45
2.	Civil Engineering	70	62	88.57
3.	Computer Science and Engineering	135	123	91.11
4.	Electronics and Communication Engineering	207	205	99.03
5.	Electrical and Electronics Engineering	136	123	90.44
6.	Electronics and Instrumentation Engineering	69	61	88.41
7.	Information Technology	53	52	98.11
8.	Mechanical Engineering	135	132	97.78
Overall		849	800	94.23

M.B.A. II Sem. (2017 Batch.)

Examination Starting Date : 14-05-2018 Examination Ending Date : 25-05-2018 Results Declaration Date: 07-06-2018

S.No.	Branch	Appeared	Passed	% of Pass
1	Master of Business Administration	118	104	88.14

M.C.A. II Sem. (2017 Batch.)

Examination Starting Date : 14-05-2018 Examination Ending Date : 23-05-2018 Results Declaration Date: 07-06-2018

S.No.	Branch	Appeared	Passed	% of Pass
1	Master of Computer Application	49	44	89.80

M.B.A. IV Sem. (2016 Batch.)

Examination Starting Date : 18-04-2018 Examination Ending Date : 04-05-2018 Results Declaration Date: 17-05-2018

S.No.	Branch	Appeared	Passed	% of Pass
1	Master of Business Administration	102	101	99.02

M.C.A. IV Sem. (2016 Batch.)

Examination Starting Date : 23-04-2018 Examination Ending Date : 04-05-2018 Results Declaration Date: 17-05-2018

S.No.	Branch	Appeared	Passed	% of Pass
1	Master of Computer Application	44	33	75

M.Tech. II Sem. (2017 Batch)

Examination Starting Date : 16-07-2018 Examination Ending Date : 27-07-2018 Results Declaration Date: 10-08-2018

S.No.	Branch	Appeared	Passed	% of Pass
1	Computer Science and Engineering (CSE)	5	4	80
2	VLSI and Embedded Systems (ECE)	9	8	88.89
3	Power Electronics and Drives (EEE)	3	3	100
4	Thermal Engineering (ME)	12	11	91.67
Overall		29	26	89.66



CONTROLLER OF EXAMINATIONS


Yunus
K-Paravani

ANNUAL REPORT OF EXAMINATIONS FOR A.Y.: 2016-17

of

Lakireddy Bali Reddy College of Engineering
(Autonomous)

Mylavaram – 521230



Annual Report of Examinations for 2016-17

I. Students performance in the semester End examinations:

a) In the Odd semester examinations total 3753 students appeared for the examination of UG & PG under Autonomous out of 3753, 2624 students passed in the Odd semester Examinations. The overall percentage is **69.91**.

B.Tech. I Sem (2016 Batch.)

Examination Starting Date : 29-11-2016 Examination Ending Date : 07-12-2016 Results Declaration Date: 14-12-2016

S. No.	Branch	Appeared	Passed	% of Pass
1.	Aerospace Engineering	38	21	55.26
2.	Civil Engineering	56	37	66.07
3.	Computer Science and Engineering	118	88	74.58
4.	Electronics and Communication Engineering	180	145	80.56
5.	Electrical and Electronics Engineering	111	67	60.36
6.	Electronics and Instrumentation Engineering	40	21	52.5
7.	Information Technology	59	36	61.02
8.	Mechanical Engineering	167	63	37.72
Overall		769	478	62.16

B.Tech. III Sem (2015 Batch.)

Examination Starting Date : 14-11-2016 Examination Ending Date : 28-11-2016 Results Declaration Date: 19-12-2016

S. No.	Branch	Appeared	Passed	% of Pass
1.	Aerospace Engineering	59	14	23.73
2.	Civil Engineering	70	54	77.14
3.	Computer Science and Engineering	143	75	52.45
4.	Electronics and Communication Engineering	215	132	61.4
5.	Electrical and Electronics Engineering	132	76	57.58
6.	Electronics and Instrumentation Engineering	69	32	46.38
7.	Information Technology	64	39	60.94
8.	Mechanical Engineering	142	98	69.01
Overall		894	520	58.17

B.Tech. V Sem (2014 Batch.)

Examination Starting Date : 15-12-2016 Examination Ending Date : 26-12-2016 Results Declaration Date: 30-12-2016

S. No.	Branch	Appeared	Passed	% of Pass
1.	Aerospace Engineering	53	28	52.83
2.	Civil Engineering	70	45	64.29
3.	Computer Science and Engineering	140	107	76.43
4.	Electronics and Communication Engineering	212	157	74.06
5.	Electrical and Electronics Engineering	141	68	48.23
6.	Electronics and Instrumentation Engineering	69	45	65.22
7.	Information Technology	53	36	67.92
8.	Mechanical Engineering	142	112	78.87
Overall		880	598	67.95

B.Tech. VII Sem (2013 Batch.)

Examination Starting Date : 30-11-2016 Examination Ending Date : 12-12-2016 Results Declaration Date: 22-12-2016

S. No.	Branch	Appeared	Passed	% of Pass
1.	Aerospace Engineering	39	31	79.49
2.	Civil Engineering	69	61	88.41
3.	Computer Science and Engineering	140	103	73.57
4.	Electronics and Communication Engineering	212	188	88.68
5.	Electrical and Electronics Engineering	139	105	75.54
6.	Electronics and Instrumentation Engineering	53	41	77.36
7.	Information Technology	53	42	79.25
8.	Mechanical Engineering	139	126	90.65
Overall		844	697	82.58

M.B.A. I Sem. (2016 Batch.)

Examination Starting Date : 27-12-2016 Examination Ending Date : 06-01-2017 Results Declaration Date: 10-01-2017

S.No.	Branch	Appeared	Passed	% of Pass
1	Master of Business Administration	107	88	82.24

M.C.A. I Sem. (2016 Batch.)

Examination Starting Date : 27-12-2016 Examination Ending Date : 06-01-2017 Results Declaration Date: 11-01-2017

S.No.	Branch	Appeared	Passed	% of Pass
1	Master of Computer Application	43	37	86.05

M.B.A. III Sem. (2015 Batch.)

Examination Starting Date : 24-11-2016 Examination Ending Date : 12-12-2016 Results Declaration Date: 31-12-2016

S.No.	Branch	Appeared	Passed	% of Pass
1	Master of Business Administration	107	102	95.3

M.C.A. III Sem. (2015 Batch.)

Examination Starting Date : 21-11-2016 Examination Ending Date : 02-12-2016 Results Declaration Date: 11-12-2016

S.No.	Branch	Appeared	Passed	% of Pass
1	Master of Computer Application	37	36	97.3

M.C.A. V Sem. (2014 Batch.)

Examination Starting Date : 19-12-2016 Examination Ending Date : 28-12-2016 Results Declaration Date: 20-01-2017

S.No.	Branch	Appeared	Passed	% of Pass
1	Master of Computer Application	24	23	95.83

M.Tech. I Sem. (2016 Batch)

Examination Starting Date : 24-12-2016 Examination Ending Date : 04-01-2017 Results Declaration Date: 30-01-2017

S.No.	Branch	Appeared	Passed	% of Pass
1	Computer Science and Engineering (CSE)	7	7	100
2	VLSI and Embedded Systems (ECE)	16	15	93.75
3	Power Electronics and Drives (EEE)	11	10	90.91
4	Software Engineering (IT)	1	1	100
5	Thermal Engineering (ME)	13	12	92.31
Overall		48	45	93.75

b) In the Even semester examinations total 3689 students appeared for the examination of UG & PG under Autonomous out of 3689, 2847 students passed in the Even semester Examinations. The overall percentage is **77.17**.

B.Tech. II Sem (2016 Batch.)

Examination Starting Date : 02-05-2017 Examination Ending Date : 11-05-2017 Results Declaration Date: 06-06-2017

S. No.	Branch	Appeared	Passed	% of Pass
1.	Aerospace Engineering	36	19	52.78
2.	Civil Engineering	56	30	53.57
3.	Computer Science and Engineering	117	88	75.21
4.	Electronics and Communication Engineering	178	158	88.76
5.	Electrical and Electronics Engineering	112	65	58.04
6.	Electronics and Instrumentation Engineering	40	19	47.5
7.	Information Technology	58	33	56.9
8.	Mechanical Engineering	163	102	62.58
Overall		760	514	67.63

B.Tech. IV Sem (2015 Batch.)

Examination Starting Date : 24-04-2017 Examination Ending Date : 08-05-2017 Results Declaration Date: 31-05-2017

S. No.	Branch	Appeared	Passed	% of Pass
1.	Aerospace Engineering	59	28	47.46
2.	Civil Engineering	66	58	87.88
3.	Computer Science and Engineering	144	108	75
4.	Electronics and Communication Engineering	213	152	71.36
5.	Electrical and Electronics Engineering	126	90	71.43
6.	Electronics and Instrumentation Engineering	69	40	57.97
7.	Information Technology	62	35	56.45
8.	Mechanical Engineering	140	109	77.86
Overall		879	620	70.53

B.Tech. VI Sem (2014 Batch.)

Examination Starting Date : 15-05-2017 Examination Ending Date : 26-05-2017 Results Declaration Date: 17-06-2017

S. No.	Branch	Appeared	Passed	% of Pass
1.	Aerospace Engineering	54	29	53.7
2.	Civil Engineering	70	39	55.71
3.	Computer Science and Engineering	139	98	70.5
4.	Electronics and Communication Engineering	212	161	75.94
5.	Electrical and Electronics Engineering	137	89	64.96
6.	Electronics and Instrumentation Engineering	70	45	64.29
7.	Information Technology	53	31	58.49
8.	Mechanical Engineering	142	121	85.21
Overall		877	613	69.9

B.Tech. VIII Sem (2013 Batch.)

Examination Starting Date : 25-04-2017 Examination Ending Date : 29-04-2017 Results Declaration Date: 08-05-2017

S. No.	Branch	Appeared	Passed	% of Pass
1.	Aerospace Engineering	39	34	87.18
2.	Civil Engineering	69	68	98.55
3.	Computer Science and Engineering	140	127	90.71
4.	Electronics and Communication Engineering	212	201	94.81
5.	Electrical and Electronics Engineering	138	131	94.93
6.	Electronics and Instrumentation Engineering	53	51	96.23
7.	Information Technology	52	50	96.15
8.	Mechanical Engineering	139	135	97.12
Overall		842	797	94.66

M.B.A. II Sem. (2016 Batch.)

Examination Starting Date : 23-05-2017 Examination Ending Date : 02-06-2017 Results Declaration Date: 03-07-2017

S.No.	Branch	Appeared	Passed	% of Pass
1	Master of Business Administration	102	90	88.24

M.C.A. II Sem. (2016 Batch.)

Examination Starting Date : 23-05-2017 Examination Ending Date : 02-06-2017 Results Declaration Date: 20-06-2017

S.No.	Branch	Appeared	Passed	% of Pass
1	Master of Computer Application	44	41	93.18

M.B.A. IV Sem. (2015 Batch.)

Examination Starting Date : 01-05-2017 Examination Ending Date : 17-05-2017 Results Declaration Date: 19-06-2017

S.No.	Branch	Appeared	Passed	% of Pass
1	Master of Business Administration	102	98	96.08

M.C.A. IV Sem. (2015 Batch.)

Examination Starting Date : 20-04-2017 Examination Ending Date : 01-05-2017 Results Declaration Date: 23-05-2017

S.No.	Branch	Appeared	Passed	% of Pass
1	Master of Computer Application	36	36	100

M.Tech. II Sem. (2016 Batch)

Examination Starting Date : 23-05-2017 Examination Ending Date : 02-06-2017 Results Declaration Date: 30-06-2017

S.No.	Branch	Appeared	Passed	% of Pass
1	Computer Science and Engineering (CSE)	6	6	100
2	VLSI and Embedded Systems (ECE)	16	12	75
3	Power Electronics and Drives (EEE)	11	8	72.73
4	Software Engineering (IT)	1	1	100
5	Thermal Engineering (ME)	13	11	84.62
Overall		47	38	80.85



CONTROLLER OF EXAMINATIONS




ANNUAL REPORT OF EXAMINATIONS FOR A.Y.: 2015-16

of

Lakireddy Bali Reddy College of Engineering
(Autonomous)

Mylavaram – 521230



Annual Report of Examinations for 2015-16

I. Students performance in the semester End examinations:

a) In the Odd semester examinations total 3663 students appeared for the examination of UG & PG under Autonomous out of 3663, 2842 students passed in the Odd semester Examinations. The overall percentage is **77.58**.

B.Tech. I Sem (2015 Batch.)

Examination Starting Date : 14-12-2015 Examination Ending Date : 23-12-2015 Results Declaration Date: 07-01-2016

S.No.	Branch	Appeared	Passed	% of Pass
1.	Aerospace Engineering	50	24	48
2.	Civil Engineering	58	45	77.59
3.	Computer Science and Engineering	118	107	90.68
4.	Electronics and Communication Engineering	178	155	87.08
5.	Electrical and Electronics Engineering	101	68	67.33
6.	Electronics and Instrumentation Engineering	55	31	56.36
7.	Information Technology	60	47	78.33
8.	Mechanical Engineering	115	74	64.35
	Overall	735	551	74.97

B.Tech. III Sem (2014 Batch.)

Examination Starting Date : 04-01-2016 Examination Ending Date : 25-01-2016 Results Declaration Date: 08-02-2016

S. No.	Branch	Appeared	Passed	% of Pass
1.	Aerospace Engineering	52	23	44.23
2.	Civil Engineering	70	53	75.71
3.	Computer Science and Engineering	142	110	77.46
4.	Electronics and Communication Engineering	212	137	64.62
5.	Electrical and Electronics Engineering	141	94	66.67
6.	Electronics and Instrumentation Engineering	70	27	38.57
7.	Information Technology	54	35	64.81
8.	Mechanical Engineering	143	119	83.22
	Overall	884	598	67.65

B.Tech. V Sem (2013 Batch.)

Examination Starting Date : 13-11-2015 Examination Ending Date : 27-11-2015 Results Declaration Date: 09-12-2015

S. No.	Branch	Appeared	Passed	% of Pass
1.	Aerospace Engineering	37	28	75.67
2.	Civil Engineering	69	64	92.75
3.	Computer Science and Engineering	143	75	51.74
4.	Electronics and Communication Engineering	213	184	86.38
5.	Electrical and Electronics Engineering	139	99	71.22
6.	Electronics and Instrumentation Engineering	53	35	66.03
7.	Information Technology	53	41	77.35
8.	Mechanical Engineering	138	118	85.50
	Overall	844	644	76.3

B.Tech. VII Sem (2012 Batch.)

Examination Starting Date : 19-11-2015 Examination Ending Date : 30-11-2015 Results Declaration Date: 15-12-2015

S. No.	Branch	Appeared	Passed	% of Pass
1.	Aerospace Engineering	47	38	80.85
2.	Civil Engineering	71	68	95.77
3.	Computer Science and Engineering	140	118	84.29
4.	Electronics and Communication Engineering	209	202	96.65
5.	Electrical and Electronics Engineering	138	117	84.78
6.	Electronics and Instrumentation Engineering	61	54	88.52
7.	Information Technology	56	40	71.43
8.	Mechanical Engineering	137	120	87.59
Overall		859	757	88.13

M.B.A./M.C.A. I Sem. (2015 Batch.)

Examination Starting Date : 21-12-2015 Examination Ending Date : 02-01-2016 Results Declaration Date: 23-01-2016

S.No.	Branch	Appeared	Passed	% of Pass
1	Master of Business Administration	107	87	81.31
2	Master of Computer Application	37	25	67.57
Overall		144	112	77.77

M.B.A. III Sem. (2014 Batch.)

Examination Starting Date : 12-02-2016 Examination Ending Date : 02-03-2016 Results Declaration Date: 16-03-2016

S.No.	Branch	Appeared	Passed	% of Pass
1	Master of Business Administration	91	89	97.8

M.C.A. III Sem. (2014 Batch.)

Examination Starting Date : 19-01-2016 Examination Ending Date : 29-01-2016 Results Declaration Date: 11-02-2016

S.No.	Branch	Appeared	Passed	% of Pass
1	Master of Computer Application	25	16	64

M.C.A. V Sem. (2013 Batch.)

Examination Starting Date : 07-12-2015 Examination Ending Date : 16-12-2015 Results Declaration Date: 26-12-2015

S.No.	Branch	Appeared	Passed	% of Pass
1	Master of Computer Application	22	22	100

M.Tech. I Sem. (2015 Batch)

Examination Starting Date : 22-02-2016 Examination Ending Date : 04-03-2016 Results Declaration Date: 17-03-2016

S.No.	Branch	Appeared	Passed	% of Pass
1	Computer Science and Engineering (CSE)	16	15	93.75
2	Systems and Signal Processing (ECE)	15	12	80
3	Power Electronics and Drives (EEE)	9	8	88.89
4	Software Engineering (IT)	4	4	100
5	Thermal Engineering (ME)	15	14	93.33
Overall		59	53	89.83

b) In the Even semester examinations total 3632 students appeared for the examination of UG & PG under Autonomous out of 3632, 2862 students passed in the Even semester Examinations. The overall percentage is **78.79**.

B.Tech. II Sem (2015 Batch.)

Examination Starting Date : 06-06-2016 Examination Ending Date : 15-06-2016 Results Declaration Date: 05-07-2016

S. No.	Branch	Appeared	Passed	% of Pass
1.	Aerospace Engineering	48	22	45.83
2.	Civil Engineering	58	46	79.31
3.	Computer Science and Engineering	118	101	85.59
4.	Electronics and Communication Engineering	177	129	72.88
5.	Electrical and Electronics Engineering	99	65	65.66
6.	Electronics and Instrumentation Engineering	54	24	44.44
7.	Information Technology	61	34	55.74
8.	Mechanical Engineering	115	76	66.09
Overall		730	497	68.08

B.Tech. IV Sem (2014 Batch.)

Examination Starting Date : 27-06-2016 Examination Ending Date : 11-07-2016 Results Declaration Date: 26-07-2016

S. No.	Branch	Appeared	Passed	% of Pass
1.	Aerospace Engineering	51	25	49.02
2.	Civil Engineering	70	45	64.29
3.	Computer Science and Engineering	141	109	77.3
4.	Electronics and Communication Engineering	211	182	86.26
5.	Electrical and Electronics Engineering	142	87	61.27
6.	Electronics and Instrumentation Engineering	69	40	57.97
7.	Information Technology	55	41	74.55
8.	Mechanical Engineering	143	93	65.03
Overall		882	622	70.52

B.Tech. VI Sem (2013 Batch.)

Examination Starting Date : 29-04-2016 Examination Ending Date : 13-05-2016 Results Declaration Date: 02-06-2016

S. No.	Branch	Appeared	Passed	% of Pass
1.	Aerospace Engineering	38	29	76.32
2.	Civil Engineering	69	55	79.71
3.	Computer Science and Engineering	142	97	68.31
4.	Electronics and Communication Engineering	212	193	91.04
5.	Electrical and Electronics Engineering	139	108	77.7
6.	Electronics and Instrumentation Engineering	53	34	64.15
7.	Information Technology	53	38	71.7
8.	Mechanical Engineering	138	97	70.29
Overall		844	651	77.13

B.Tech. VIII Sem (2012 Batch.)

Examination Starting Date: 23-04-2016 Examination Ending Date: 27-04-2016 Results Declaration Date: 04-05-2016

S. No.	Branch	Appeared	Passed	% of Pass
1.	Aerospace Engineering	47	45	95.74
2.	Civil Engineering	71	71	100
3.	Computer Science and Engineering	140	126	90
4.	Electronics and Communication Engineering	209	205	98.09
5.	Electrical and Electronics Engineering	138	135	97.83
6.	Electronics and Instrumentation Engineering	61	48	78.69
7.	Information Technology	56	51	91.07
8.	Mechanical Engineering	137	123	89.78
Overall		859	804	93.6

M.B.A. . II Sem. (2015 Batch.)

Examination Starting Date: 16-06-2016 Examination Ending Date: 27-06-2016 Results Declaration Date: 23-07-2016

S.No.	Branch	Appeared	Passed	% of Pass
1	Master of Business Administration	107	90	84.11

M.C.A. II Sem. (2015 Batch.)

Examination Starting Date: 13-06-2016 Examination Ending Date: 24-06-2016 Results Declaration Date: 18-07-2016

S.No.	Branch	Appeared	Passed	% of Pass
1	Master of Computer Application	37	26	70.27

M.B.A. IV Sem. (2014 Batch.)

Examination Starting Date: 21-07-2016 Examination Ending Date: 05-08-2016 Results Declaration Date: 31-08-2016

S.No.	Branch	Appeared	Passed	% of Pass
1	Master of Business Administration	91	91	100

M.C.A. IV Sem. (2014 Batch.)

Examination Starting Date: 11-07-2016 Examination Ending Date: 22-07-2016 Results Declaration Date: 05-08-2016

S.No.	Branch	Appeared	Passed	% of Pass
1	Master of Computer Application	24	24	100

M.Tech. II Sem. (2015 Batch)

Examination Starting Date: 26-07-2016 Examination Ending Date: 05-08-2016 Results Declaration Date: 01-09-2016

S.No.	Branch	Appeared	Passed	% of Pass
1	Computer Science and Engineering (CSE)	15	15	100
2	Systems and Signal Processing (ECE)	15	15	100
3	Power Electronics and Drives (EEE)	9	8	88.89
4	Software Engineering (IT)	4	4	100
5	Thermal Engineering (ME)	15	15	100
Overall		58	57	98.28



CONTROLLER OF EXAMINATIONS

